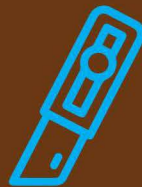
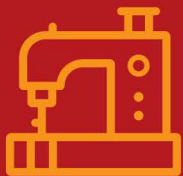



CREATIVE ARTS

ARTS, CRAFTS &
FASHION



LIVE COMPETITIONS & DEMONSTRATIONS

ENTRY DEADLINE
JUNE 21 AT 1 PM

MONETARY & IN-KIND AWARDS OFFERED



FOR MORE INFORMATION SCAN QR CODE
WWW.OHIOSTATEFAIR.COM



State Fair

JULY 24 - AUGUST 4, 2024

2024 CREATIVE ARTS ARTS, CRAFTS, & FASHION



IMPORTANT DATES:

- June 21 Entry Deadline at 1pm (All entry information, payment & images must be received)
- July 11 Shipped entries postmarked deadline. If entries are received past July 18, we cannot guarantee placement in the exhibit.
- Thurs. July 18 **Artwork Drop Off, 3 - 7 p.m., Kasich Hall.**
- Fri. July 19 **Artwork Drop Off, 3 - 7 p.m., Kasich Hall.**
- Sat. July 20 **Artwork Drop Off, 10 am - 5 p.m., Kasich Hall.**

2024 THEME: LEGENDARY LANDMARKS



- Wed. July 24 **Tablescaping**, Check in at 10:30 a.m., Judging at 11:30 a.m.
- Wed. July 24 **Tree Decorating**, Set up at 12 p.m., Judging at 1:30 p.m.
- Wed. July 24 **Cookies & Pastries**, Check in at 3 p.m., Judging at 4 p.m.
- Thurs. July 25 **Cakes**, Check in at 10 a.m., Judging at 11 a.m.
- Fri. July 26 **Baked Pies**, Check in at 10 a.m., Judging at 11 a.m.
- Sat. July 27 **Deviled Egg Comp**, Check in at 9:30 a.m., Judging at 10 a.m.
- Sat. July 27 **Egg Dish Comp**, Check in at 11 a.m., Judging at 11:30 a.m.
- Wed. July 31 **Chili Cook-Off**, Check in at 4 p.m., voting at 5 p.m.
- Thurs. Aug 01 **Dessert Boards**, Check in at 4 p.m., judging at 5 p.m.
- Sat. Aug 03 **Wine Dish Comp**, Check in at 2:30 p.m., judging at 3 p.m.
- Sat. Aug 03 **Charcuterie**, Check in at 4:45 p.m., judging at 5:15 p.m.
- Mon. Aug. 5 **Artwork Pickup, 10 a.m. - 8 p.m., Kasich Hall.**



NEW COMPETITIONS

- Featured Pie of the Year:
2024 Flavor: APPLE PIE

- Condiments
- Syrup
- Dessert Boards
- Gift Wrapping
- Ink Art
- Resing Art
- Lego & Brick Design
- Cricut Crafting
- Photography:
Iconic Ohio
Fair Scene (Any Fair)
Ohio State Fair

COMMISSIONER'S CHOICE AWARD

- Leather Art
- Miniature Art
- Woodworking
- Theme: Legendary Landmarks

JUNIOR FAIR BOARD CHOICE AWARD

- Gourd Art
- Ink Art
- Cricut Crafting
- Resin Art

LIVE COMPETITIONS

- Christmas Tree Decorating
- Tablescaping
- Cookies & Pastries
- Cakes
- Baked Pies
- Egg-citing & Devilishly Good
- EGGstra, EGGstra!
- Ohio Wines Grown Here
- “Say Cheese & Wine”
– Show us your Charcuterie!
- Chili Cook-Off
- Dessert Boards

PEOPLE'S CHOICE AWARD

- Christmas Tree Decorating
- Miniature Art
- Tablescaping
- Quilting
- Theme: Legendary Landmarks
- Chili Cook-Off
- Decorated Cakes

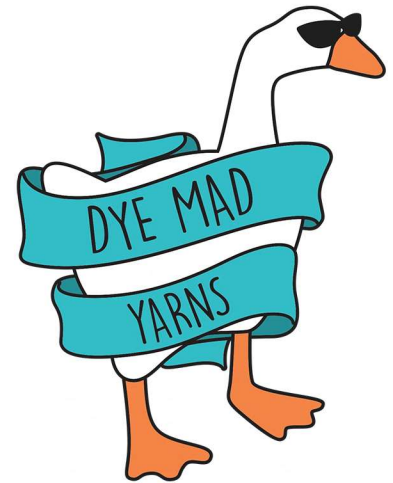
TO BE ANNOUNCED

Please contact Heather Belew at:
H.Belew@expo.ohio.gov
for supporter opportunities!

Edition 2/4



**OHIO POULTRY
ASSOCIATION**



OKI



Heart of Ohio Tole, Inc.
Supporting Decorative Painting since 1976

Grown Here



FRANKLIN

ART GLASS STUDIOS



FRIENDS
of the
**CULTURAL
ARTS
CENTER**



A.C.F. DROP OFF INSTRUCTIONS



- o All entries will be judged Pre-Fair except for Live Events.
- o Please be aware that Arts, Crafts & Fashion, Cooking & Baking, & Youth Arts Drop Offs will be in **separate areas** of the building to prevent accidents.
 - Please Drop off Cooking & Baking entries **FIRST**.
 - See the Cooking & Baking Program Book for C&B drop-off instructions.
 - See the Youth Arts Program Book for YA drop-off instructions.
- o Pre-Fair Drop-Offs will **ONLY** be accepted on these dates/times:
 - **Thurs. July 18, 3pm - 7pm**
 - **Fri. July 19th, 3pm - 7pm**
 - **Sat. July 20th, 10am - 5pm**
- o The **Arts, Crafts & Fashion** Drop Off area will be in front of Hall B, (center hall.)
- o If your entry's class has a size requirement, you **MUST** stop at our measuring stations to have your piece measured by our staff prior to check-in. **Failure to have your entry measured may result in disqualification during judging if the piece is found to be incorrectly sized.**
See your class information for possible size requirements.
- o Each Drop-Off entry **MUST** have its correct **Entry Tag** already attached to the item.
 - For soft/cloth items a safety pin is recommended for attachment.
 - For other Items, string/yarn or a piece of masking tape may be used.
 - Items such as bowls, gourds, etc. should have a piece of string securely taped to the bottom or side of the piece, with the tag attached to the string - the string must be long enough that the tag will be visible when the item is on display.
- o If your **Entry Tag** has not been attached for some reason, please stop at our **Tag Attachment Table**, where we will have supplies available for attaching.
- o All classes which require a form must be **TYPED** and attached to the item.
(Does not have to be attached for display, just to make certain they aren't separated from the item during judging.)
 - Handwritten forms will **NOT** be accepted.
 - If you check in an entry **without** a required form, your entry will be disqualified during judging. This is why it is important to make certain the form is securely attached so it does not become separated from the piece prior to judging.
 - Forms available on our website: <https://www.ohiostatefair.com/p/get-involved/arts/creative-arts>
- o With everything in order and any necessary items measured, line up in front of the table marked with the first letter of your last name.
- o Give the attendant your last name to look up. They will verify the tags/entry numbers of what you have brought in. Once all present entries are accounted for, you will sign your name and date.
- o It is recommended you remove your **claim ticket** from the bottom of your entry tag yourself prior to check-in, and keep it in a safe place. If you do not, staff will remove your ticket from your entry tag to give to you.
 - You or someone you trust **MUST** have your claim ticket(s) with your name in order to pick up your entries after the fair. If you do not have your claim tickets, only **YOU** can pick up your entries using a photo ID.
 - If your Entry Tag had to be hand-written by staff, the claim ticket **MUST** have a staff member's initials to be considered valid.
- o **MISSING ENTRY TAG:** If your entry tag is missing, staff will provide a new handwritten tag for you to take to the **Tag Attachment Table**. Tag Attachment must be performed at this table rather than at the Check-In Table to prevent line clogging.
 - Keep your handwritten claim ticket attached to the bottom of the Entry Tag until checking in, so that a member of staff can initial the claim ticket as valid.

A.C.F. PICK UP INSTRUCTIONS



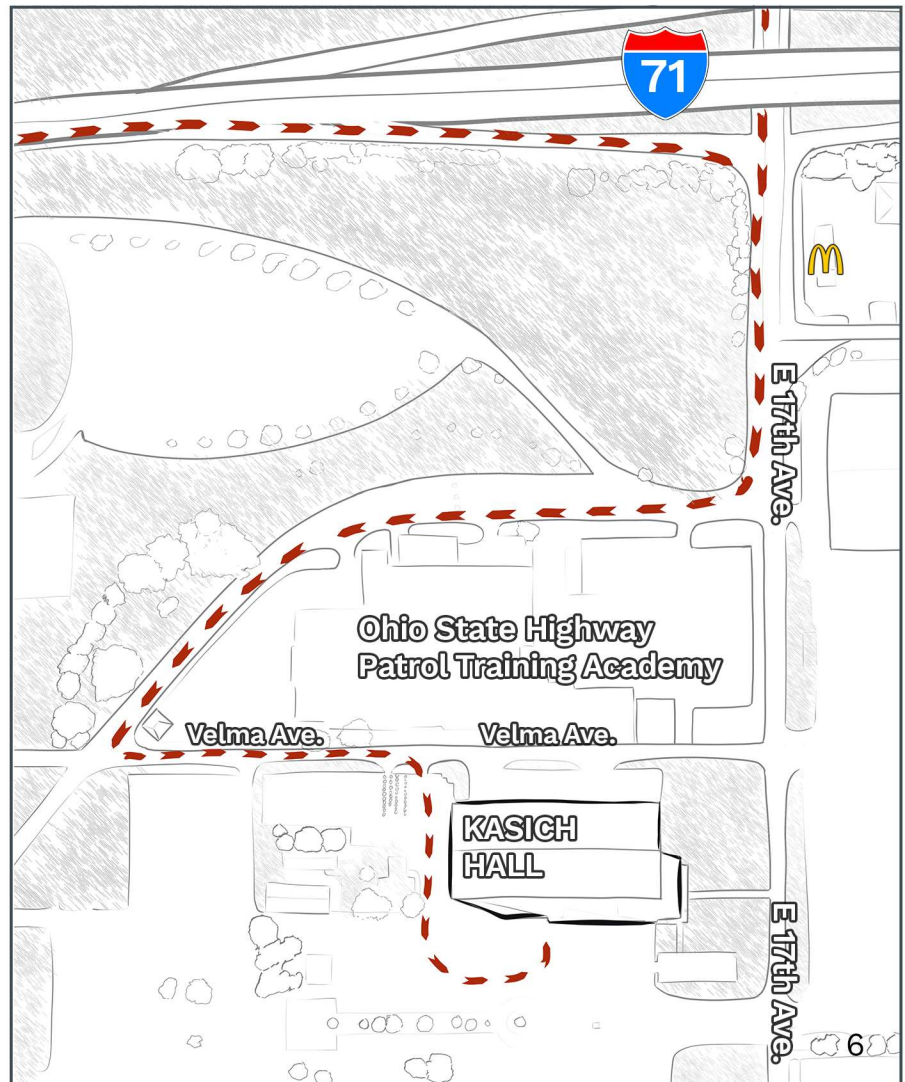
- o On the day of pickup: **Aug. 5th, 10am - 8pm**, all cases will be opened so that Exhibitors can remove their entries from the displays themselves.
- o For the safety of all entries, the entrance to the Hall will be blocked by our Check Out table, and Exhibitors will be allowed in only when a staff Escort is available to walk the Exhibitor to their pieces.
- o When arriving, stop at our Check Out table to give your last name and present your **claim tickets**.
 - If you do not have your claim tickets, you must present a photo ID showing your name matches that of the entrant.
 - A relative or guardian **cannot** pick up your items for you without claim tickets, even if they share your last name. This is for the safety of all entries, as we cannot make assumptions about your relationship to someone.
- o Once you have presented your claim tickets and signed our check-out book, please wait in line to be escorted into the hall by a staff member.
 - Please let us know in advance if you will need assistance carrying out your entries, so we may provide more than one escort.
- o If you are unable to pick up your entry on pick-up day between these hours, your entry **MAY** be held for up to one week depending on space availability.
 - Unclaimed entries will be disposed of.

DIRECTIONS TO KASICH



Directions

- Most of 17th Avenue will be closed leading up to and during the Fair.
- Exit 71 and take the first right.
- Keep to the Left-hand lane.
- When you reach the intersection, turn left.
- Enter gate 2 and drive to the front of Kasich Hall.
- Bring your work in through the Center set of doors.
- If delivering work during the Fair, you will have 15 minutes to unload.
- Keep your Load/Unload pass if picking up items in the same day (such as for the chili cookoff or other live events.)



RULES AND REGULATIONS



Who Can Participate

- o You do not have to win at a county Fair to enter the Ohio State Fair.
- o Contestants must be 6 years or older before entry submission (unless the specific division states otherwise).
- o Contestants must reside within the state of Ohio.
- o Professionals are prohibited from entering (unless division states otherwise).
 - A professional is defined as follows: A person who makes their general salary from the creative arts industry or who has been accepted into and sold related items in a juried show within the past two years.

Basic Entry Guidelines

- o Refer to **specific division notes & class guidelines** for more details. The following are simply general guidelines applied to all entries.
- o Only one contestant's name permitted per entry unless otherwise stated in division notes.
- o Entries must have been created within the last year.
- o Items previously shown in the Creative Arts exhibit will not be accepted.
- o Only two entries per class unless division notes state otherwise.
- o Items that do not follow the class guidelines will be disqualified.
- o With entry submission, you accept all contest rules and agree to be bound by the judges' decisions, which will be final. You also agree that photographs of your entry become the property of the Ohio State Fair and competition sponsor who reserves the right to edit, adapt, copyright, publish, and use any or all of it for publicity, promotion, or advertising in any form of media without compensation to you. You hereby irrevocably authorize and grant permission to sponsors and others licensed or otherwise permitted by it to use and distribute your name, voice, and likeness for any purpose, including publicity, advertising, and trade purposes, all means of publication including electronic and internet, without any obligation or liability to you and without any additional approval or consent. With entry submission, you also acknowledge and agree that no claim relating thereto shall be asserted against Ohio State Fair, competition sponsors or any of their offers, directors, employees, agencies, representatives, successors, assigns or shareholders.

Judging

- o Items entered in the wrong class may be changed at judge(s) discretion.
- o Items discovered not to meet its class guidelines may be disqualified at judge(s) discretion.
- o Best of Show winners are selected from first place winners (unless division states otherwise).
- o Judges may choose not to award a Best of Show, or any placement, at their discretion.
- o Pre-Fair Judging is closed to the public.

How to Enter

- o Click "Enter" Online
- o Follow instructions and complete the requested information.
- o Contestants are encouraged to enter multiple divisions & classes.
- o There is a one-time \$10 processing fee plus a \$1.25 entry fee per item unless otherwise stated within a specific division.
- o Contestants may purchase advance tickets at a discount when entering items. \$8 per ticket or \$40 for a 6-punch ticket.
- o Fees will not be refunded for disqualified and/or no-show entries
- o Overpayments of less than \$5 will not be refunded.
- o Entry information (i.e., tags, tickets, info) will be mailed to you in July. Upon receipt, double check all information.
- o If there are questions, please contact the entry department at b.prince@expo.ohio.gov or call 614-644-4052.
- o Please see the General Information & Guidelines Document for information about receiving awards.

DIVISIONS



FASHION ARTS

4101 - FASHION & SEWING ARTS pg. 9

1. Special Occasion - Youth (ages 6 - 17)
2. Ready to Wear - Youth (ages 6 - 17)
3. Special Occasion - Adult (18+)
4. Ready to Wear - Adult (18+)

HANDCRAFTED ARTS

4201 - GOURD ART pg. 10

1. Painted/Colored (all mediums)
2. Carved or Wood Burned (stain/dye allowed)
3. Decorated (Combo of techniques)
4. Doll, Animal, or Character
5. Jewelry (Set or single piece)
6. Musical Instrument
7. Holiday Theme

4202 - HANDMADE DOLLS pg. 11

1. Artistic Figural
2. Clay
3. Rag
4. Soft Sculpture

4203 - HOLIDAY ART pg. 11

1. Wreath
2. Christmas Tree Decorating (6 - 8ft)
3. Ornament
4. Gift Wrapping

4204 - JEWELRY & BEADING pg. 12

1. Bead Stringing
2. Bead Embroidery
3. Bead Weaving
4. Wire Working
5. Miscellaneous
6. Non-Wearable Beaded Art
7. Wearable Non-Jewelry Beaded Art

4205 - LEATHER ART pg. 12

1. Youth (ages 6 - 17)
2. Small Items (holster, journal, wallet, etc.)
3. Large Items (purse, briefcase, handbag, etc.)
4. Master Craftsman

4206 - MINIATURE ART pg. 13

1. 1 inch scale Doll House
2. ½ or ¼ inch scale Doll House
3. Vignette
4. Miniature Art Single Piece
5. Other than listed
6. Youth (ages 6 - 11)

4207 - PAPER ARTS pg. 14

1. Collage/Decoupage
2. Handcrafted Greeting Cards (group of three)
3. Other (art/rubber stamping/bookbinding)

4207 - PAPER ARTS cont. pg. 14

4. Scrapbooking
5. Ink Art
6. Origami

4208 - PHOTOGRAPHY ART pg. 15

1. Portrait (18+)
2. Nature/Scenic (18+)
3. Animals/Insects (18+)
4. Honey Bee (18+)
5. Human Interest (18+)
6. Pet Portrait (18+)
7. Iconic Ohio
8. Fair Scene (any fair)
9. Ohio State Fair
10. Any Photography (ages 11 - 17)

4209 - STAINED GLASS ART pg. 17

1. Any Stained Glass

4210 - TABLESCAPING pg. 17

1. Tablescape

4211 - DECORATIVE PAINTING pg. 18

1. Non-Pro Animals
2. Non-Pro Floral
3. Non-Pro Seasonal/Holiday
4. Non-Pro Landscape/Seascape
5. Non-Pro Still-life Fruits/Vegs
6. Pro Animals (Adults only)
7. Pro Floral (Adults only)
8. Pro Seasonal/Holiday (Adults only)
9. Pro Landscape/Seascape (Adults only)
10. Pro Still-life Fruits/Vegs (Adults only)

4212 - WOODWORKING pg. 19

1. Scroll Saw Item
2. Small Furniture (3'Wx4'Hx5'D)
3. Surface Enhance (burned, dyed, etc.)
4. Turned Wood Item
5. Wood Carving

4213 - ADDITIONAL CRAFTING pg. 19

1. Cricut Crafting
2. Artistic Upcycling
3. Ohio Themed Craft
4. Lego and Brick Design - Youth (ages 6 - 17)
5. Lego and Brick Design (18+)
6. Resin Art

NEEDLE ARTS

4301 - COUNTED CROSS STITCH pg. 20

1. Any Item (6 - 14 Fabric Count)
2. Any Item (16 - 22 Fabric Count)
3. Any Item (23 - 60 Fabric Count)

4302 - NEEDLE - CROCHET pg. 21

1. Afghan (36 x 48 or larger)
2. Accessory item (hat, scarf, mittens, socks, etc.)
3. Lace (any other item that includes lace)
4. Clothing
5. Miscellaneous (any item not listed)

4303 - NEEDLE - FELTING pg. 21

1. Felting (any item)

4304 - HAND SPINNING pg. 22

1. Knitted/Crocheted item with Handspun yarn
2. Novelty Yarn (any fiber, blend, technique)
3. Silk Yarn
4. Fingering Weight Yarn
5. Double Knitting
6. Worsted Weight
7. Bulky Yarn

4305 - NEEDLE - KNIT pg. 23

1. Accessory item (hat, scarf, mittens, socks, etc.)
2. Lace (any item that includes lace)
3. Garments (sweater, dress, skirt, etc.)
4. Miscellaneous (any item not listed)

4306 - WEAVING pg. 23

1. Fashion/Clothing
2. Decorative Pieces
3. Hand Woven Throw
4. Rigid Heddle
5. Woven items with Handspun yarn

4307 - NEEDLE ARTS pg. 24

1. Bobbin Lace
2. Embroidery - regular
3. Needlepoint
4. Mixed Technique
5. Other Technique (i.e. tatting)

4308 - NEEDLE - QUILTING pg. 24

1. Full Size - Individual (pieces/quilted by one)
2. Full Size - Group (constructed / quilted by two or more)
3. Full Size - Group (top constructed by contestant)
4. Individual Lap Quilt
5. Group Lap Quilt
6. Wall Hanging
7. Miniature (not to exceed 24in on any side)
8. Modern Quilt
9. Art/Innovative quilt (original design)
10. Accessories

THEME

4501 - LEGENDARY LANDMARKS pg. 26

1. Any Item



Department Notes

- Please refer to the Arts General Information & Guidelines and specific division notes for important information.
- Items must have been made by the contestant/seamstress within the past year (July 2023 - July 2024).
- Pieces must be delivered on a hanger(s); with a clear, dry cleaner-like bag cover (please do not tie or staple bottom).
- Items must be delivered with entry tag (attached with a lightweight string or cord and small safety pin).

Fashion & Sewing: 4101



Description

Fashion and sewing enthusiasts express their creativity by designing and creating garments, exploring patterns, fabrics, and sewing techniques to craft unique and stylish clothing.

Division Notes

- Work must be completed by entrant.
- Garments must be delivered on a hanger that provides support (one that is not required to be returned).
- Fashion & Sewing Art Form must be pinned to the garment at time of delivery.

Judging Guidelines:

- General appearance
- Color texture combination
- Appropriateness of fabric for design, age, occasion
- Evidence of good pressing techniques
- Neatness of work
- Choice and application of trims or finishing details
- Workmanship
- Cut on grain (woven or rib knit) of fabric
- Choice and execution of seams, hems, finish, and construction details
- Uniformity of seams, hems, finishes and construction details
- Degree of difficulty

Classes

Awards

NOTE: Ages listed refer to age of ENTRANT, not age of wearer.

1. Special Occasion - Youth (ages 6 - 17)
2. Ready to Wear - Youth (ages 6 - 17)
3. Special Occasion - Adult (18+)
4. Ready to Wear - Adult (18+)

1st	2nd	3rd
\$50	\$25	\$10
\$50	\$25	\$10
\$50	\$25	\$10
\$50	\$25	\$10

• Special Occassion - does not need to be formal, simply an event-specific garment. Include purpose of piece on the Fashion & Sewing Art Form.

Best of Show: Rosette

• Ready to Wear - Any casual garment from sundresses to swim trunks.

Department Notes

- Please refer to the Arts General Information & Guidelines and specific division notes for important information.
- Pieces must be ready for display (i.e., stand, base, small easel, hanger, etc.) identified with name on bottom.
- Items must be delivered with entry tag (attached with a lightweight string or cord and small safety pin).
- Items must have been made within the past year (July 2023 - July 2024) unless otherwise stated.

Gourd Art: 4201



Description

Gourd art involves transforming dried gourds into decorative pieces through carving, painting, and embellishing, allowing artists to create intricate and unique sculptures and functional items.

Judging Guidelines:

- Design: overall design/theme, suitability of accessories and artistic qualities.
- Workmanship: neatness and quality, color/finish, balance/scale, and overall appearance.
- Quality of the gourd: if poor, judges may rank the gourd lower than they would otherwise.

Division Notes

- Gourds must be predominant in all classes.
- A clear finish (wax, clear varnish, etc.) is allowed in all classes.
- Limited accessories allowed (bases, hangers, gourd pieces, embellishments, etc.) unless noted otherwise.
- Whole gourds should have no holes or cuts that completely penetrate the shell.
- Cut gourds (bowls, bottles, baskets, etc.) must be cleaned inside and may be decorated inside and out.
- Gourds may be whole or cut unless specifically noted in the class description.
- Paint/ color may include oils, acrylics, watercolors, inks, color pencils, etc.
- Entries that have been exhibited at a previous Ohio State Fair are not permitted to enter.

Classes

- 1. Painted/colored (all mediums)
- 2. Carved or wood burned (stain/dye allowed to accent design)
- 3. Decorated (combination of techniques or any single technique not listed in class 1 - 2)
- 4. Doll, animal, or character
- 5. Jewelry (set or single piece)
- 6. Musical Instrument
- 7. Holiday Theme
- 8. Bird House (functional)

Awards

1st	2nd	3rd
\$25	\$10	Ribbon
\$25	\$10	Ribbon
\$25	\$10	Ribbon
\$25	\$10	Ribbon
\$25	\$10	Ribbon
\$25	\$10	Ribbon
\$25	\$10	Ribbon

Best of Show: Rosette

JUNIOR FAIR BOARD CHOICE AWARD

Handmade Doll Art: 4202



Description

Handmade dolls are crafted with precision and artistic expression, using various materials to create dolls with distinctive personalities and styles, from traditional rag dolls to modern art dolls.

Division Notes

- Entries that have been exhibited at a previous Ohio State Fair are not permitted to enter.
- Items must have been made within the past year.
- Entries must be less than 24" tall.
- Doll and stand/base not to exceed 12" x 12" display area. Dolls must be securely attached to a stand/base.

Judging Guidelines:

- Workmanship, creativity, and overall visual impact
- Finish and presentation

Classes

1. Artistic figural (abstract figure or portion of the human body utilizing any materials; may include animals portraying humans)
2. Clay (any type may be used)
3. Rag (fabric)
4. Soft Sculpture (fabric sculpture of a human figure)

Awards

1st	2nd	3rd
\$25	\$10	Ribbon
\$25	\$10	Ribbon
\$25	\$10	Ribbon
\$25	\$10	Ribbon

Best of Show: Rosette

Holiday Art: 4203



Description

Holiday art encompasses the creation of festive decorations, ornaments, and artworks, allowing individuals to express their creativity while capturing the spirit of different holidays throughout the year.

Division Notes

- The maximum size of an exhibit for classes 1, 3 & 4 is 30" on any side.
- Entries may be designed for any holiday.
- Items must be safe to move - overly fragile items will not be accepted.
- **CLASS 2:** You are required to bring your own tree and decorations. You must bring any supplies needed to set-up the tree. Please note that electric will **not** be available.
- Trees must be between 6 - 8 feet. Only 16 entries will be accepted.

Judging Guidelines:

- Originality of theme (40%)
- Continuity and harmony of design (35%)
- Construction and finish (20%)

Classes

1. Wreath or door decoration
2. Christmas Tree Decoration ***LIVE**
3. Ornament
4. Gift Wrapping ***NEW**

Awards

1st	2nd	3rd
\$25	\$10	Ribbon
\$50	\$25	\$10
\$25	\$10	Ribbon
\$25	\$10	Ribbon

Best of Show: Rosette

Delivery & check in will be: WED. JULY 24th, 12:00 - 1:30 p.m.

Live Judging will occur same day from: 1:30 - 2:00 p.m.

PEOPLE'S CHOICE AWARD

Jewelry & Beading Art: 4204



Description

Jewelry and beading enthusiasts create unique accessories by combining beads, gemstones, and other materials, exploring techniques such as wire wrapping and bead weaving to design intricate and personalized jewelry.

Division Notes

- All items must be ready for display. Include a small jewelry display piece or fixture for best possible viewing. Include name on bottom.
- Mounting your piece is acceptable, but please do not tie down, as doing so makes judging difficult.
- Contestant must choose the category that best describes the piece of jewelry being judged.

Judging Guidelines:

- Original design
- Quality of workmanship
- Overall composition
- Attention to detail

Awards

Classes

	1st	2nd	3rd
1. Bead Stringing (one bead after another strung in a linear way)	\$25	\$10	Ribbon
2. Bead Embroidery (any bead project using needle to sew beads onto fabric)	\$25	\$10	Ribbon
3. Bead Weaving (any bead project which uses a needle, where beads are sewn to each other, including any bead weaving stitch and loom weaving)	\$25	\$10	Ribbon
4. Wire Working (i.e., wire wrapping, coiling, chainmail, wire knitting, & crochet)	\$25	\$10	Ribbon
5. Miscellaneous (textiles/fibers, wood, anything not fitting in above categories)	\$25	\$10	Ribbon
6. Non-wearable beaded art (for decorations not jewelry, i.e. pictures, sculpture, etc.)	\$25	\$10	Ribbon
7. Wearable Non-Jewelry Beaded Art	\$25	\$10	Ribbon
Best of Show:			Rosette

Leather Art: 4205



Description

Leather art involves working with leather to create functional and decorative items, from hand-tooled belts and wallets to intricate leather carvings and sculptures.

Division Notes

- Items entered must have been completed within the last year.
- Unlimited number of entries per contestant allowed in **Class 1**.
- Classes 2 - 4 - Please include an Index card stating: Entrant #, Number of years of experience, and intention/purpose of the piece.
- The Master Craftsman class is open to any contestant.
- Kits are not permitted in the Master Craftsman class. Commercial interiors of wallets, checkbooks, handbags, clutch purses, etc. will be allowed as long as they are incorporated in a finished entry.
- Pictures, clocks, wall hangings, etc. must be ready for display.
- Leather must be visible on at least 50% of the exterior surface.

Judging Guidelines:

- Originality, applied craftsmanship, and general appearance of the embellished design; suitability, construction, pattern and choice of materials will be considered.
- 1st, 2nd, and 3rd place may not be awarded, based on judge's discretion of the exhibit's merit.

Awards

Classes

	1st	2nd	3rd
1. Youth (ages 6 - 17)	\$25	\$10	Ribbon
2. Small Items (holster, journal, wallet, etc.)	\$25	\$10	Ribbon
3. Large Items (purse, briefcase, handbag, etc.)	\$25	\$10	Ribbon
4. Master Craftsman	\$50	\$25	\$10
Best of Show:			Rosette

COMMISSIONER'S CHOICE AWARD



Description

Miniature enthusiasts meticulously craft tiny replicas of everyday objects or entire scenes, showcasing incredible attention to detail in creating small-scale worlds.

Division Notes

- All entries must be built to scale; scale should be consistent throughout the piece.
- An index card must be attached to the entry (string is recommended) providing **scale used** and **construction method/materials**. Include the **entry number** on card. Ensure card is attached in a way that it can be viewed by the judges.
- The judge reserves the right to move an entry to a more appropriate class.
- Entry must have been started and completed in the past three years.
- Scales for classes 3 - 6 can be: 1", ½", ¼" or 1/144"
- Classes 1 & 2 entries must be the work of the entrant and not a professional. May be from a kit or scratch; purchased accessories permitted.
- Barbie scale, American Doll, and Legos are **not** eligible for this Division
 - There is another class for LEGO in the Additional Crafting Division.
- Any small pieces inside any of the structures or vignettes must be anchored (i.e., glued, museum gel, etc.). The Ohio State Fair and Columbus Miniature Society are not responsible for any accessories not in their proper location within your entry.

Judging Guidelines:

- Construction and scale (50%)
- Overall design (20%)
- Decoration and furnishing (15%)
- Overall appearance and presentation (15%)

Classes	Awards		
	1st	2nd	3rd
1. Doll House - 1" scale (structure with more than one room, complete with furnishings)	\$25	\$15	\$10
2. Doll House - ½ or ¼ scale (structure with more than one room, complete with furnishings)	\$25	\$15	\$10
3. Vignette - single scene, not a multi-room structure, with furnishings or accessories (i.e., park bench, garden gate, single room scene.)	\$25	\$15	\$10
4. Miniature Art - single piece (i.e. pottery, doll, etc.) must be made entirely by entrant.	\$25	\$15	\$10
5. Other than listed	\$25	\$15	\$10
6. Youth (6 - 17) all items	\$25	\$15	\$10

Commissioner's Choice: Rosette

New Entrant Raffle: \$25 for two entrants

Best of Show: \$75 + Rosette

People's Choice: \$75 + Rosette

PEOPLE'S CHOICE AWARD COMMISSIONER'S CHOICE AWARD



Description

Paper arts encompass a wide range of crafts, including paper cutting, quilling, and collage, allowing individuals to create intricate designs and artworks using various paper manipulation techniques.

Division Notes

- The maximum size of an exhibit is 15" deep, 15" high and/or 30" long.
- Pieces must be ready for display (stand, easel, or base).
- Class 2: Cards must be connected in some way to prevent separation during judging/display: thin clear jewelry thread recommended.
- Class 2: A group of 3 cards counts as 1 entry, you do not need to sign up each card individually.
- Class 4: Must submit a single page-spread, not an entire book.

Judging Guidelines:

- Originality of design
- Presentation
- Workmanship
- Choice and creative use of materials

Classes

1. Collage / Decoupage
2. Handcrafted Greeting Cards (group of three related cards)
3. Other (Art/Rubber Stamping, Bookbinding, etc.)
4. Scrapbooking
5. Ink Art (calligraphy, hand illumination, doodle, zentangle, etc.) ***NEW**
6. Origami

Awards

1st	2nd	3rd
\$25	\$10	Ribbon
\$25	\$10	Ribbon
\$25	\$10	Ribbon
\$25	\$10	Ribbon
\$25	\$10	Ribbon

Best of Show: Rosette

JUNIOR FAIR BOARD CHOICE



Description

Photography is a visual art where enthusiasts capture moments and scenes through the lens of a camera, exploring composition, lighting, and editing to create powerful and evocative images.

Judging Guidelines:

- Technical
- Visual
- General Characteristics
- Relevance

Division Notes

- There is no limit to the number of entries per contestant. Enter ALL your favorite photos for judging.
- Class 4: Honey Bee Photo - sponsored by the Ohio State Beekeepers Association. Must be able to identify as a Honey Bee **only**. Please visit www.ohiostatebeekeepers.org for identification information.
- Entry photos must be entered/uploaded online (please see image specifications on next page.)
- Only winning photos will be exhibited physically; however, all entries will be displayed on a large, flat screen monitor on a rotation basis.
- This competition is open to amateur photographers. Professional **and** amateur artists/photographers should consider entering in the Ohio State Fair's Fine Arts division.
- Photos should be saved as either a JPEG, GIF, BMP or PNG electronic format.
- Entry tags are NOT mailed to contestants for this competition.

Winning Entry Notes

- Email notifications regarding judging decisions will be sent out via Fair Judge no later than July 6. A valid email address is crucial for notifications. Instructions will be given as to whether you need to mail in a copy of your photo. If you do not receive an email regarding your photography entry(s), contact Heather Belew at H.Belew@expo.ohio.gov.
- Winning entries must be printed (photo quality) for wall display in the Creative Arts exhibit. If mailing, please mail in a non-bendable envelope to protect your entries.
- Submitted photos must be 8" x 10"
- Photos must not be mounted or framed. To create a consistent display, Creative Arts staff will mount on acid-free mat board in-house.
- Photos must be displayed for the duration of the Fair, failure to do so will result in a forfeiture of award dollars.
- Contestants requesting the return of a photo by mail must include a self-addressed, postage-paid envelope.

Classes

1. Portrait - 18+
2. Nature / Scenic - 18+
3. Animals / Insects - 18+
4. Honey Bee - 18+
5. Human Interest - 18+
6. Pet Portrait - 18+
7. Iconic Ohio ***NEW**
8. Fair Scene (any Fair) ***NEW**
9. Ohio State Fair ***NEW**
10. Any Photography (11 - 17)

Awards

1st	2nd	3rd
\$50	\$25	\$10
\$50	\$25	\$10
\$50	\$25	\$10
\$50	\$25	\$10
\$50	\$25	\$10
\$50	\$25	\$10
\$50	\$25	\$10
\$50	\$25	\$10
\$50	\$25	\$10

Best of Show: Rosette



Uploaded Image Specifications:

- One photo shot permitted for each piece entered.
- Image(s) must be named after the title of the work it represents.
- Contestant name must NOT appear on uploaded images.
- Uploaded image size requirements: 1024 x 768 pixels or smaller (width x height) less than 8MB and saved as a JPEG, GIF, BMP or PNG formats only.
- If your total image file size is greater than 8 MB, you will need to use a photo editing program to “resize the photo image.”
- Free programs available: Microsoft Image Resizer, Microsoft Photo Editor, Picasa, IrfanView, PhotoScape, etc.
- Your images must be RBG color format; CMYK files will not upload properly.

Entry Instructions:

- You must create a new account for your entries every year.
- First time users may find it helpful to review the “Online Entry Tutorial”.
- Each youth must have an individual account for their entries. (i.e. siblings cannot share one account.)
- Enter Online and follow instructions
- You can process only one entry at a time. Remember to submit one digital image for each entry at time of registration. You must pay before the upload button will appear. Click “Press for Instructions” button at top center of screen for instructional video.
- When uploading your images make sure you click the flashing “Press Upload When Ready”. A thumbnail image appears before you click this flashing text, and the word “preview” remains on top of your image until your photo is uploaded successfully. When the upload is complete, you can now view what you uploaded and make changes up to the deadline. Click the “Next” button to upload photos for multiple entries and proceed as described above for each entry.
- If returning to your account (prior to deadline) as a previously registered artist: Use the login info you created and confirm that the screen says “Hello (your name)” in the right-hand corner. Then click on “Past Transactions” and re-check our uploaded files (one title/Wen#/Image(s)).
- Sessions expire after 20 minutes of inactivity; save to the cart if you plan on leaving your computer for more than 20 minutes. All uploads saved to cart must be confirmed as final entry by June 21, 2024 at 1 p.m.
- Refer entry questions to Entry Department b.prince@expo.ohio.gov or 614-644-4052.
- A valid email address is crucial for future communications, including acceptance/non-acceptance notifications and entry confirmation. Please check spam/junk mail if you haven’t received expected notifications.

Stained Glass: 4209



Description

Stained glass artists create vibrant and intricate designs by assembling colored glass pieces into windows, lamps, and other decorative items, showcasing skill in cutting and soldering glass.

Division Notes

- Maximum size of 30" on any side.
- Pieces must be ready for display (easel, stand or base, hanger, etc.)

Judging Guidelines:

- Originality (50%) • Use of color (25%) • Craftsmanship (25%)

Classes

1. Any Stained Glass Art

Awards

1st	2nd	3rd
-----	-----	-----

\$100	\$60	\$40
-------	------	------

Best of Show: Rosette

Tablescaping: 4210



Description

Tablescaping involves the artful arrangement of table settings, centerpieces, and decor to create visually appealing and themed dining experiences for various occasions.

Division Notes

- One entry per contest/team.
- Individual or a team of two persons including contestant will be permitted on the floor during set-up time.
- Competition is limited to 16 entries. Enter quickly!
- Must include a menu suitable for your "party" on a 5 x 8 card (will be included in your display).
- Any materials are permissible (no perishable food/items as tables will remain on display throughout the Fair).
- Table scape should include place settings for 4 - 6; chairs will not be used in display (tabletop only).
- Contestants to use a 60" round table with a white to-floor cloth base, provided by the Ohio State Fair.

Judging Guidelines:

- Creativity, originality, use of color, interpretation of theme, menu; setting correctness & functionality.
- Overall presentation - eye appeal, proportionate to table size, good balance between decorations.
- Skillful hand craftsmanship of any element of Tablescaping will be given positive consideration.

Classes

1. Tablescape

Awards

1st	2nd	3rd
-----	-----	-----

\$50	\$25	\$10
------	------	------

Delivery & check in will be: WED. JULY 24TH, 10:30 a.m. - 11:30 a.m.

(Those also participating in Tree Decorating may check in at this time but cannot begin tree setup until 12:30 pm at the earliest.)

Live Judging will occur same day from: 11:30 a.m. - 12:00 p.m.

PEOPLE'S CHOICE AWARD



Description

Decorative painting enthusiasts use various techniques like stenciling and faux finishes to transform surfaces, creating visually appealing and personalized home décor items.

Division Notes

- Limit of one entry per class. (i.e. up to 5 entries total, in either the non-professional or professional classes.)
- Tole and decorative painting is defined as the method of painting designs on any object to decorate or to make a picture. It's a diverse art form that utilizes a variety of techniques and media to decorate functional and non-functional surfaces.
- Entries are accepted for Non-Professional and Professional.

Non-Professional:

A person who paints for “fun” and/or does not receive more than \$1,000 per year from their painting skill and has never entered the professional category as of January 1, 2024. Once a person qualifies as a professional, they may not enter the Non-Professional division.

Professional:

A person/teacher who paints and receives more than \$1,000 per year from their painting, or teaches tole or decorative painting (regardless of the amount of money received) or is certified by The Society of Decorative Painters as either a Certified Decorative Artist (CDA) or Master Decorative Artist (MDA).

- Classes listed below are determined by the primary focus of the piece.
- Pieces must be ready for display (small easel, stand or base, hanger.)
- If an entry has been entered in an incorrect class, the judge reserves the right to move it to an appropriate class.
- Eligibility of works and rules are based on the Arts General Information and Guidelines, as well as division and department notes.

Classes	Awards		
	1st	2nd	3rd
1. Non-Pro-Animals	\$25	\$10	Ribbon
2. Non-Pro Floral	\$25	\$10	Ribbon
3. Non-Pro Seasonal/Holiday	\$25	\$10	Ribbon
4. Non-Pro Landscape/Seascape	\$25	\$10	Ribbon
5. Non-Pro Still-life Fruits/Vegs	\$25	\$10	Ribbon
6. Pro Animals (Adults only)	\$25	\$10	Ribbon
7. Pro Floral (Adults only)	\$25	\$10	Ribbon
8. Pro Seasonal/Holiday (Adults only)	\$25	\$10	Ribbon
9. Pro Landscape/Seascape (Adults only)	\$25	\$10	Ribbon
10. Pro-Still-life Fruits/Vegs. (Adults only)	\$25	\$10	Ribbon
Amateur Best of Show:			Rosette
Pro Best of Show:			Rosette

Woodworking: 4212



Description

Woodworking is a versatile craft where individuals create functional and artistic pieces using wood, exploring techniques such as carving, joinery, and finishing to craft furniture, sculptures, and more.

Division Notes

- You must indicate on entry tag if item is an original design or from a plan, kit, or commercial design.
- Pieces do not need to be functional, they can be purely artistic/sculptural.

Judging Guidelines:

- Shape & Form
- Decorative value
- Construction
- Workmanship
- Finish & Presentation

Classes

1. Scroll Saw Item
2. Small Furniture (i.e., chair, table, etc.)
Not to exceed 3' wide x 4' high x 5' deep
3. Surface enhanced (burned, dyed, etc.)
4. Turned Wood Item
5. Wood Carving (other than decoys)

Awards

1st	2nd	3rd
\$50	\$25	\$10
\$50	\$25	\$10
\$50	\$25	\$10
\$50	\$25	\$10
\$50	\$25	\$10

COMMISSIONER'S CHOICE AWARD

Best of Show: Rosette

Additional Crafting: 4213



Description

Additional crafting encompasses a wide range of creative activities not covered in specific categories, allowing individuals to explore diverse crafts and DIY projects.

Division Notes

- Entries for classes 2, 3, & 6 not to exceed 36" w x 36" h x 18" d.
- Classes 4 & 5 (Lego & Brick) cannot exceed a 48 x 48 stud base plate (a little over 15") and may not be taller than twice the length of the shortest side.
- Lego & Brick entries MUST use a mils plate (two base plates with a layer of structural bricks in between) OR the base plate must be secured to an inflexible piece of board. The base of the piece must NOT have any flex.
- Designs must be original to the entrants, kits not allowed.

Judging Guidelines:

- Originality of design
- Presentation
- Workmanship
- Creative use of materials

Classes

1. Cricut Crafting
2. Artistic Upcycling
3. Ohio Themed Craft
4. Lego and Brick Design - Youth (ages 6 - 17)
5. Lego and Brick Design (18+)
6. Resin Art *NEW

Awards

1st	2nd	3rd
\$25	\$10	Ribbon
\$25	\$10	Ribbon
\$25	\$10	Ribbon
\$25	\$10	Ribbon
\$25	\$10	Ribbon
\$25	\$10	Ribbon

JUNIOR FAIR BOARD CHOICE AWARD

Best of Show: Rosette



Department Notes

- Please refer to the Arts General Information & Guidelines and specific division notes for important information.
- Entry tag must be securely attached to the article. Multiple pieces need to be attached to each other.
- If an entry has been entered into an incorrect division or class, the judge reserves the right to move it to an appropriate division/class.
- Original design class items can include an index card describing the origin & execution of the piece for extra judging points.

Counted Cross Stitch: 4301



Description

Counted cross stitch involves creating intricate designs by stitching X-shaped stitches on a fabric grid, allowing enthusiasts to create detailed and often intricate needlework pieces.

Division Notes

- Any even-weave fabric may be used for the counted cross-stitch embroidery. Enter work in the correct fabric count.
- Entry must be properly finished and blocked.
- Pictures must be ready for hanging (with wire securely attached).
- Maximum size including frame is 24 x 24.

Judging Guidelines:

- Stitches crossed in the same direction; all stitches crossed (except areas calling for half stitches).
- Holes, stitches, and fabric should not have distortions.
- Even Tension (i.e., nice, flat, full stitches; no twisted threads; no visible carry over from reverse side or hoop marks; backstitching straight and even).
- Overall appearance of completed exhibit including finishing.

Classes

1. Any Item (6 -14 fabric count)
2. Any Item (16 - 22 fabric count)
3. Any Item (23 - 60 fabric count)

Awards

1st	2nd	3rd
\$25	\$10	Ribbon
\$25	\$10	Ribbon
\$25	\$10	Ribbon

Best of Show: Rosette

Crochet: 4302



Description

Crochet is a craft that uses a hooked needle to create fabric from yarn or thread, allowing individuals to make a variety of items, from blankets and clothing to intricate lace patterns.

Division Notes

- If afghan is to be hung, you must clearly indicate top side.
- Be aware of any size requirements for your class.

Judging Guidelines:

- Originality and Design (50%)
- Presentation of work (25%)
 - Project must be clean and tidy
- Mastery of techniques (25%)

Classes

1. Afghan (**minimum** size 36" x 48")
2. Accessory item (hat, scarf, mittens, socks, etc.)
3. Lace (& items that include lace. **Less** than 36" diameter)
4. Clothing (any item meant to be worn)
5. Miscellaneous (any item not listed)

Awards

1st	2nd	3rd
\$25	\$10	Ribbon
\$25	\$10	Ribbon
\$25	\$10	Ribbon
\$25	\$10	Ribbon
\$25	\$10	Ribbon

Best of Show: Rosette

Felting: 4303



Description

Felting involves matting or pressing fibers together to create a dense fabric or three-dimensional objects, allowing artists to sculpt and shape wool into various forms.

Division Notes

- Must be created using traditional wet felting or needle felting techniques.
- Designs using commercially available felt will not be eligible for awards.

Judging Guidelines:

- Originality, design, craftsmanship and mastery of felting techniques.

Classes

1. Felting (any item)

Awards

1st	2nd	3rd
\$50	\$25	\$10

Best of Show: Rosette



Description

Hand spinning is the art of creating yarn from raw fibers using a spinning wheel or spindle, allowing enthusiasts to explore different fibers and textures.

Judging Guidelines:

- Consistency of spinning, control, suitability of fiber to the yarn, suitability of diameter to the fiber, appropriateness of twist (too much/too little).
- For constructed items, appropriateness of set gauge to item and suitability of fiber to the item created.

Division Notes

- Please read class characteristics carefully and enter in the correct wraps per inch (WPI) class.
- Wraps Per Inch (WPI) are determined with relaxed yarn.
- An index card describing yarn, fiber content, spinning technique and intended use of yarn must be attached to each skein and items made from handspun yarn. Including Wraps per Inch (WIP) information is optional, but helpful for judging.
- Items made from handspun yarn must be accompanied by a small skein of yarn and a card with spinning technique, fiber content and construction information.
- Skeins must be two yards in circumference with four figure-eight ties.
- Skeins must weigh one ounce or more except for fine yarn that must be 1/2 ounce or more.
- Note that 'Woven item with handspun yarn' has been moved to the 'Weaving' division.

Classes

1. Knitted or Crocheted item with Handspun yarn (knitting or crochet must be done by spinner)
2. Novelty Yarn (any fiber, blend, technique)
3. Silk Yarn (spun from 100% silk; kind of silk used should be noted)
4. Fingering Weight Yarn (24 - 30 wraps per inch - 1800 to 2400 yards per pound, or,
Baby: 30 - 36 wraps per inch 2400 - 3000 yards per pound, or,
Lace Weight: 36 - 40 wraps per inch 3000 - 6000 yards per pound. Any fiber or blend should be noted.
5. Double Knitting Yarn (12 - 18 wraps per inch - 1000 - 1400 yards per pound, or,
Sport Weight: 18 -24 wraps per inch - 1300 - 1800 yards per pound. Any fiber or blend should be noted.
6. Worsted Weight Yarn (10 - 12 wraps per inch - 900 - 1100 yards per pound. Any fiber or blend should be noted.
7. Bulky Weight Yarn (less than 8 wraps per inch - 400 - 700 yards per pound, or,
Aran Weight: 6 to 10 wraps per inch - 700 - 900 yards per pound. Any fiber or blend should be noted.

Awards

1st	2nd	3rd
\$25	\$10	Ribbon
\$25	\$10	Ribbon
\$25	\$10	Ribbon
\$25	\$10	Ribbon
\$25	\$10	Ribbon
\$25	\$10	Ribbon
\$25	\$10	Ribbon

Best of Show: Rosette

Knitting: 4305



Description

Knitting involves creating fabric by interlocking loops of yarn with needles, enabling crafters to make a wide range of items, including garments, accessories, and home decor.

Division Notes

- If afghan is to be hung, you must clearly indicate top side.
- Be aware of any size requirements for your class.
- Afghans must be submitted under 'Miscellaneous'
- Afghans must be a minimum of 36" x 48"

Judging Guidelines:

- Originality and Design (50%)
- Presentation of work (25%)
- Mastery of techniques (25%)
- Project must be clean and tidy

Classes

1. Accessory item (hat, scarf, mittens, socks, etc.)
2. Lace (& items that include lace. **Less** than 36" diameter)
3. Clothing (any item meant to be worn)
4. Miscellaneous (any item not listed)

Awards

1st	2nd	3rd
\$25	\$10	Ribbon
\$25	\$10	Ribbon
\$25	\$10	Ribbon
\$25	\$10	Ribbon

Best of Show: Rosette

Weaving: 4306



Description

Weaving is a traditional craft where individuals create fabric by intertwining threads on a loom or by hand, producing textiles with various patterns and textures.

Division Notes

- An index card describing yarn, fiber content, weaving technique and pattern used must be attached to each item. A draft and drawdown are optional, but helpful for display/judging.
- Clothing items must be woven and constructed by the same person.
- Two handwoven items per class may be entered; however, each item must be distinctively different.
- Two napkins woven on different warps with different weft and different structure would be acceptable as two items. Each item must be listed separately on the entry form.
- Sets of items such as napkins, placemats, or towels, would be considered one entry.
- **Class 4:** A photo of the project on the rigid heddle loom must accompany entry.
- Items made on a knitting loom are not permitted.
- **Class 5:** Include sample of handspun yarn, judges will take yarn quality into consideration.

Awards

Classes

1. Fashion/Clothing (garments, scarves, anything meant to be worn.)
2. Decorative Pieces (rugs, curtains, other home accessories)
3. Hand woven throw (blanket, throws, afghans must be at least 36"x48")
4. Rigid Heddle (any item made on a rigid heddle. Include photo.)
5. Woven item with handspun yarn

1st	2nd	3rd
\$50	\$25	\$10
\$50	\$25	\$10
\$50	\$25	\$10
\$50	\$25	\$10
\$50	\$25	\$10

Best of Show: Rosette

Needle Arts: 4307



Description

Needle arts encompass a variety of crafts, including embroidery and needlepoint, allowing individuals to create intricate designs using needles and thread on fabric.

Division Notes

- Machine embroidery not allowed.
- If piece is to be hung, you must indicate the top from bottom.
- Maximum size including frame is 24 x 24.
- **Class 3:** Any fiber stitched on canvas. Please note canvas count on tag.
- **Class 3:** Plastic grid entries are not acceptable.

Judging Guidelines:

- Originality of design
- Color & Texture Harmony
- Technique

Awards

Classes

1. Bobbin Lace
2. Embroidery: Regular (not counted cross stitch or crewel)
3. Needlepoint
4. Mixed Technique (combination of two or more needlework techniques; i.e., cross stitch and pulled work, rug hooking and canvas)
5. Other Technique (i.e., tatting)

1st	2nd	3rd
\$25	\$10	Ribbon
\$25	\$10	Ribbon
\$25	\$10	Ribbon
\$25	\$10	Ribbon
\$25	\$10	Ribbon

Best of Show: Rosette

Quilting: 4308



Description

Quilting involves sewing together layers of fabric to create a padded, decorative textile, with enthusiasts often creating intricate patterns and designs in the process.

Division Notes

- You may enter up to four items in each class.
- Upon submission of your entry, you agree to hold harmless and forever discharge the State of Ohio, Ohio Expositions Commission, its members, officers, employees, contractors and other authorized agents from any claims, actions, causes of actions, demands, costs, or damages that may arise from the loss, theft, or other damage to your property during or related to its exhibition.
- Entry tag and Quilt & Wall Hanging Description Form (see link below) must be typed and attached with a small safety pin to items (front, right-hand bottom corner).
- Quilts and wall hangings will be displayed at the risk of the owner. Creative Arts staff will be in attendance to help monitor exhibits and make every effort to protect them.
- A certified quilt judge will assess the quilts pre-fair, selecting awards, Best of Show and first-time entrant winners.
- If contestant's name is sewn into the entry or is on any label, it must be covered for judging.
- Entries must be constructed, including quilting, by the contestant (or group depending upon class) and made within the past three years.
- Must be quilted (tufted or tied will not be accepted).
- All construction, including quilting, must be the work of the contestant except for Classes 2-3, 5 (Group Project).
- Miniature quilt: with overall patterns reflecting reduced scale and miniaturization. If blocks are used, they should be proportional. Quilts may not exceed 24" on any side.
- Modern Quilt may be any size. See examples at <https://www.themodernquiltguild.com/gallery>
- **ALL ENTRIES EXCEPT CLASS 7 MUST HAVE A SLEEVE ATTACHED SECURELY TO THE TOP EDGE OF THE QUILT TO FACILITATE ITS HANGING ON A METAL ROD.**

PEOPLE'S CHOICE AWARD



Preparing a Quilt Sleeve

- The sleeve must have a 4" wide opening to accommodate the metal pipe and should extend the quilt width to allow the quilt to hang smoothly. Small items (wall hangings, baby, miniature, and small modern and art/innovative quilts) may have smaller sleeves that can accommodate a dowel or smaller hanging device.
- The sleeve may be muslin fabric sewn or safety pinned to the back of the quilt (much like a rod heading on a curtain) – **no straight pins**. Safety pins should not show through on the front of the quilt.
- Entries over 90" long must have a sleeve attached to the back at 90" from the bottom of quilt. This ensures that the quilt will not touch the ground when hung for display.
- Any quilt with a scalloped or irregular edge should have the sleeve positioned in such a way as to have the entire face of the quilt displayed.
- Visit the link below for more information about quilt sleeves. Note that sleeves may be sewn or pinned to the quilt. <http://www.quiltweek.com/hanging-sleeve-instructions/>

Judging Guidelines

- General appearance (design, color combinations, texture combinations, precision).
- Workmanship (uniformity, setting, edge finish, quilting).

	Awards		
Classes - Full Size Quilts (must be a minimum 72" on shortest side)	1st	2nd	3rd
1. Individual (pieced or appliquéd and quilted by one contestant)	\$100	\$50	\$25
2. Group* (constructed and quilted by two or more people)	\$100	\$50	\$25
3. Group* (top constructed by contestant; quilted by someone paid)	\$100	\$50	\$25
*Include all names on the Quilt & Wall Hanging Description Form			
	Best of Show: Rosette		
Classes - Medium and Small Quilts	1st	2nd	3rd
4. Individual Lap (pieced and quilted by one contestant) (shortest side between 51" and 71")	\$50	\$35	\$15
5. Group Lap (constructed and quilted by two or more people) (shortest side between 51" and 71")	\$50	\$35	\$15
*Include all names on the Quilt & Wall Hanging Description Form			
6. Wall Hanging (shortest side should be 50" or less)	\$50	\$35	\$15
7. Miniature (may not exceed 24" on any side)	\$50	\$35	\$15
	Best of Show: Rosette		
Classes - Art and Modern Quilts (any size)	1st	2nd	3rd
8. Modern Quilt (uses bold colors and prints, high contrast and graphic areas of solid color, improvisational piecing, minimalism, expansive negative space and alternate grid work)	\$50	\$30	\$20
9. Art/Innovative quilt (contestant's original design)	\$50	\$30	\$20
	Best of Show: Rosette		
Classes - Miscellaneous	1st	2nd	3rd
10. Accessories* (garments, purses, pillows, table runners, tree skirt, etc.)	\$25	\$15	\$10
*Must be predominantly quilted. Only a small number of tufts or ties may be present.			
First time entrant awards:	\$50	\$30	\$20
	Best of Show: Rosette		



Legendary Landmarks: 4501



Description

Theme crafting involves creating projects based on the theme of Legendary Landmarks, allowing individuals to explore their creativity within a defined prompt.

Division Notes

- Entries must reflect the Legendary Landmarks theme.
- Pieces may not exceed 5'H x 4'W x 4'L (height measured from the ground up).

Judging Guidelines:

- Entries will be judged on creativity and appearance.

Awards

Classes

1. Any Item

1st	2nd	3rd
\$100	\$75	\$50

PEOPLE'S CHOICE AWARD
COMMISSIONER'S CHOICE AWARD